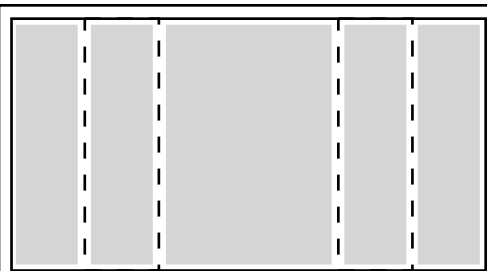
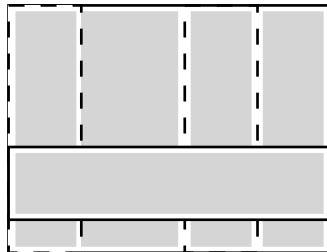


5 Section Stand Up Card



Card base with scoring marked by dashes.



Left side is accordian folded in onto center section. Adhere band to far left and far right sections.

Measurements:

Card Base: 4.25" x 8"
Scored on the long side at:
1.25", 2.5", 5.5", & 6.75"

DSP and or a combination
of cardstock:
4 @ 1" x 4"
1 at 2.75" x 4"

A stamped image could be
added to the center section
on a piece of whisper white
cut at 2.5" x 3.75"




World of Good DSP
Smooth Sailing Dies
A Wish for Everything stamp set
for the sentiment

Ornate Garden DSP
Ornate Layers die cuts
Ornate Style stamp set
Medium Daisy Punch
Pear Pizzazz cardstock
Whisper White cardstock



Sail at Sunset Card



Measurements:

Card Base (Early Espresso):
4.25" x 8"
Scored on the long side at:
1.25", 2.5", 5.5", & 6.75"

World of Good DSP:
4 @ 1" x 4"

The center measurements are
listed below next to the color
cardstock used.

All colors are embossed using
the subtle embossing folder
except the mossy meadow
strip which is embossed with
the tasteful textile folder.

Cardstock:

Early Espresso: card base and
1.25" x 5.5" strip

Terracotta Tile: 2.75" x 4"

Pumpkin Pie: 2.75" x 3.5"

So Saffron - circle punch

Pacific Point: 2.75" x 2.25"

Bermuda Bay: 2.75" x 1.875"

Coastal Cabana: 2.75" x 1.5"

Basic Black: die cut

Crumb Cake: die cut

Mossy Meadow: 1" x 5.25"

Stamp Sets:

A Wish for Everything: Happy
Birthday

If I had not used basic black for a
silhouette effect then I would
have used the Sailing Home
stamp set before die cutting.

Inks:

Early Espresso

Designer Series Paper:
World of Good

Tools:

Smooth Sailing Dies
Tasteful Textile 3D embossing
folder
Subtle 3D embossing folder
1.5" circle punch