


Triangle Spot Light Card



Materials:
Punch Party Stamp Set
Double Oval Punch
True Love DSP

Cardstock:
Basic White
Basic Black

**Stamp n Blend
Markers**
Flirty Flamingo
Highland Heather
So Saffron
Granny Apple Green

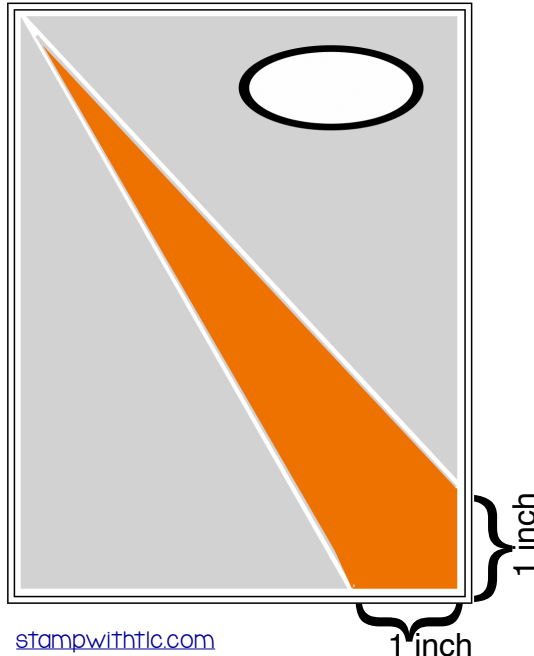
Standard Card Base

Basic Black Mat
4 1/8" x 5 3/8"

DSP
1st Cut: 3 7/8" x 5 1/8"


2nd Cut: from top left
corner to 1" from right
bottom corner

3rd Cut: from top left
corner to 1" from bottom
right corner



stampwithtlic.com

Circle Spot Light Card



Materials:
Die Cuts: Layering
Circles
Punch Party Stamp Set
Double Oval Punch
True Love DSP

Cardstock:
Basic White
Basic Black

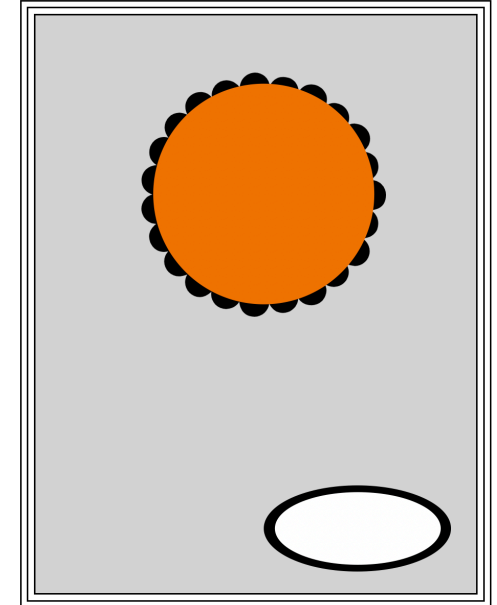
**Stamp n Blend
Markers**
Flirty Flamingo
Highland Heather
So Saffron
Granny Apple Green

Standard Card Base

Basic Black Mat
4 1/8" x 5 3/8"

DSP
1st Cut: 4" x 5 1/4"

Die Cut your preferred
circle size from the DSP
and then use the next
size up in the scalloped
circles to die cut one
from Basic Black to layer.
I did use dimensionals on
the back of the circle.



stampwithtlic.com