
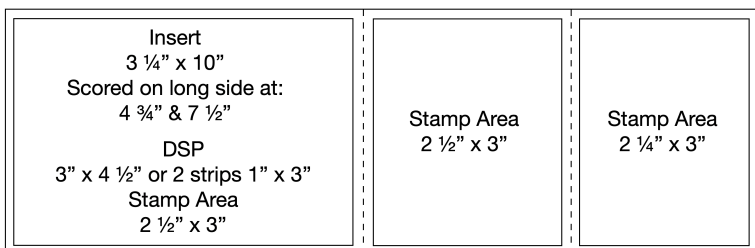
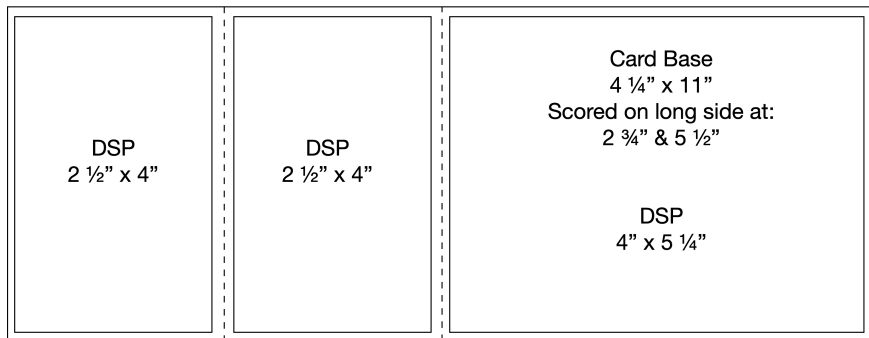


Landscape Z-Fold Card



Fold the card base into a "Z" Basically the front of the card is folded back on itself. Make sure you glue all your DSP to the card base before gluing on the insert. Don't try to glue both sides of the insert at once. Start with the front first.

Glue the largest panel of the insert to the front panel of the z-folded card base. Remember you will only put glue on half of the panel. Once this is in place you will be able to fold the insert behind the front panel towards the inside of the card and glue the last panel to the back of the card base.



Glue

stampwithtlic.com

Glue

Donkeys in a Field of Flowers



Materials:

Flowering Field DSP

Darling Donkeys Stamp Set

Cherry Cobbler & Basic White Cardstock

Basic Gray, Garden Green, Bumblebee, and Real Red Ink

stampwithtlic.com