


## 2 Simple Card Sketches



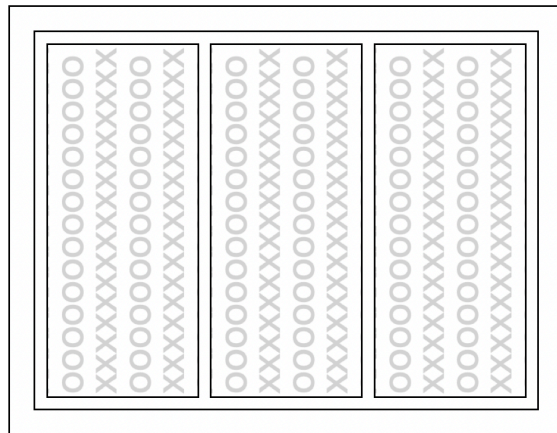
Card Base: 5 ½" x 8 ½"  
scored at 4 ¼"

Mat 4" x 4 ¼"  
DSP 3 ⅞" x 4 ⅛"

My sample has an diecut overlay on top of the DSP as well as a diecut for the sentiment.

Card Base:  
5 ½" x 8 ½"  
scored at 4 ¼"


Mat 3 ¾" x 5  
DSP 3 ½" x 4 ½"  
then cut the long  
side into 3 - 1 ½"  
sections



Card can be made vertical or horizontal, depending on the direction of your DSP.

In my sample I added a sentiment and diecut.

## Succulent and Summer Shadow



### Product List

- [Very Vanilla 8-1/2" X 11" Cardstock \[101650\] \\$9.75](#)
- [Evening Evergreen 8 1/2" X 11" Cardstock \[155574\] \\$8.75](#)
- [Expressions In Ink 12" X 12" \(30.5 X 30.5 Cm\) Specialty Designer Series Paper \[155464\] \\$15.00](#)
- [Potted Succulents Dies \[154330\] \\$39.00](#)
- [Simply Succulents Cling Stamp Set \[154480\] \\$22.00](#)
- [Pale Papaya 8 1/2" X 11" Cardstock \[155668\] \\$8.75](#)
- [Basic White 8 1/2" X 11" Cardstock \[159276\] \\$9.75](#)
- [Pale Papaya Classic Stampin' Pad \[155670\] \\$7.50](#)
- [Gold Foil Sheets \[132622\] \\$5.00](#)
- [Artistically Inked Cling Stamp Set \[154542\] \\$24.00](#)
- [Summer Shadows Dies \[156618\] \\$0.00](#)
- [Banners Pick A Punch \[153608\] \\$23.00](#)
- [Sprig Punch \[148012\] \\$18.00](#)