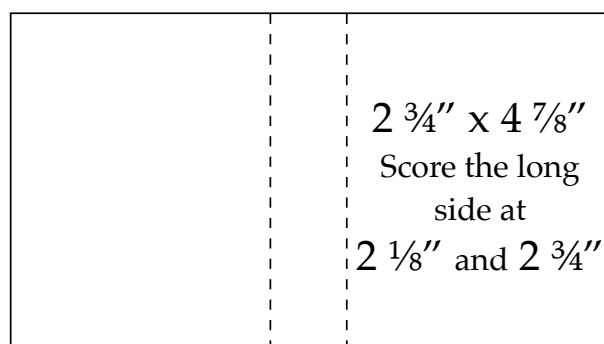
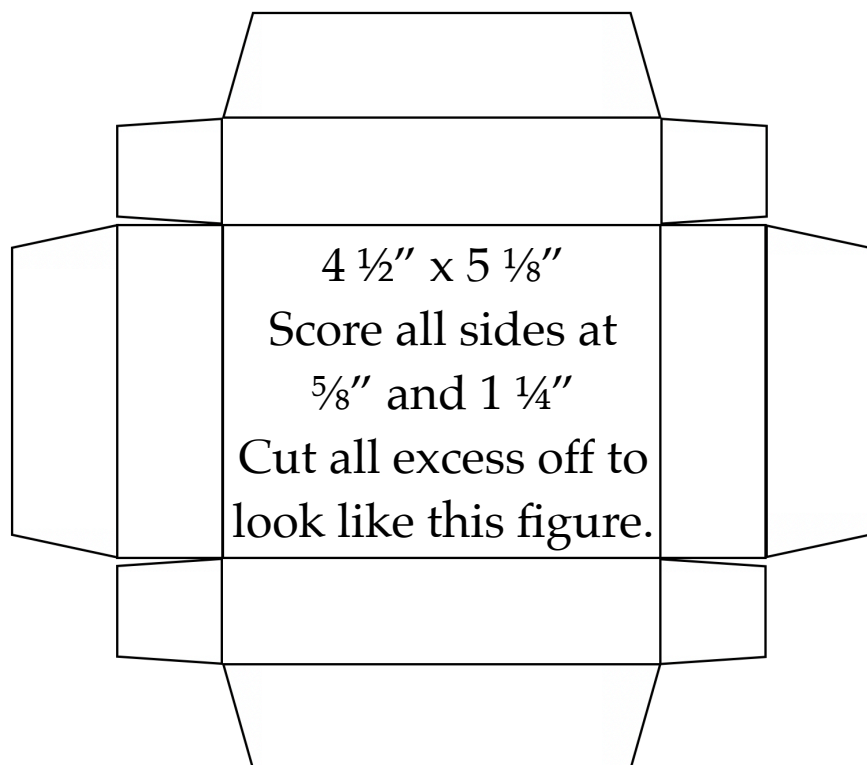
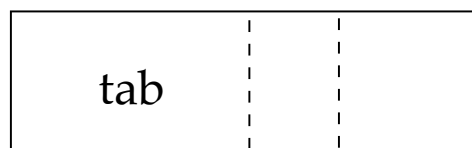


4 Hershey Nugget Story Book



1" x 3 3/4"
Score the long side at
1" and 1 5/8"



stampwithtlc.com

4 Hershey Nugget Story Book

Glue the tab to the inside back cover

Glue box on top of the tab on the inside back cover

DSP and Basic White are cut at 2" x 2 5/8"

Glue DSP to the front cover.

Stamp message on Basic White and glue to inside front cover.

You can use a velcro closure or if you don't have one you can use Tombow Mono Liquid Glue. I used a small dot of glue and let it dry tacky so that you can open and close it.



stampwithtlc.com Images © 2021 Stampin' Up!

4 Hershey Nugget Story Book

Product List

- ◆ [Cherry Cobbler 8-1/2" X 11" Cardstock \[119685\] \\$8.75](#)
- ◆ [Evening Evergreen 8 1/2" X 11" Cardstock \[155574\] \\$8.75](#)
- ◆ [Basic White 8 1/2" X 11" Cardstock \[159276\] \\$9.75](#)
- ◆ [Cherry Cobbler Classic Stampin' Pad \[147083\] \\$7.50](#)
- ◆ [Painted Christmas 12" X 12" \(30.5 X 30.5 Cm\) Designer Series Paper \[156292\] \\$11.50](#)
- ◆ [Frosted Gingerbread Photopolymer Stamp Set \(English\) \[156314\] \\$21.00](#)
- ◆ [Pine Tree Punch \[149521\] \\$18.00](#)
- ◆ [Tasteful Textile 3 D Embossing Folder \[152718\] \\$9.00](#)

Here is the link for the Cricut Design Space Cut File:

[https://design.cricut.com/landing/project-detail/
619c4a4018442b9d02c39fb2](https://design.cricut.com/landing/project-detail/619c4a4018442b9d02c39fb2)