

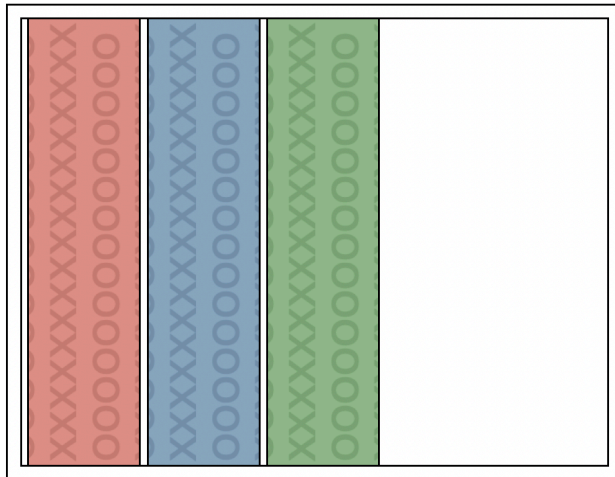
Triple Wonder Cards 6



3 - A pieces cut at 1" x 4"

large mat 4" x 5 1/4"

A2 card base (8 1/2" x 5 1/2" scored @ 4 1/4")



Triple Wonder Cards 7



Note: You may need to allow for a bigger mat for your three strips as noted below. Better to cut larger and trim than to start too small.

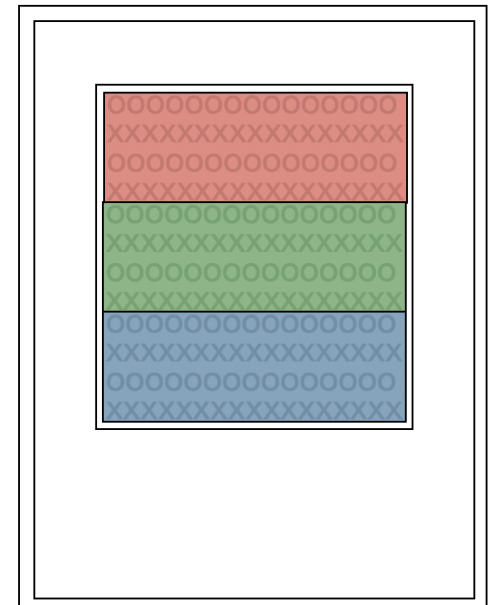
3 - B pieces cut at 1" x 2 3/4"

small mat 2 7/8" x 3 1/8"

NOTE: might need to go a little longer than 3 1/8" but not quite 3 1/4"

large mat 4" x 5 1/4"

A2 card base (8 1/2" x 5 1/2" scored @ 4 1/4")



Triple Wonder Cards 8



Sentiment Piece

1/2" x 4" and each side was punched using the pick a banner punch

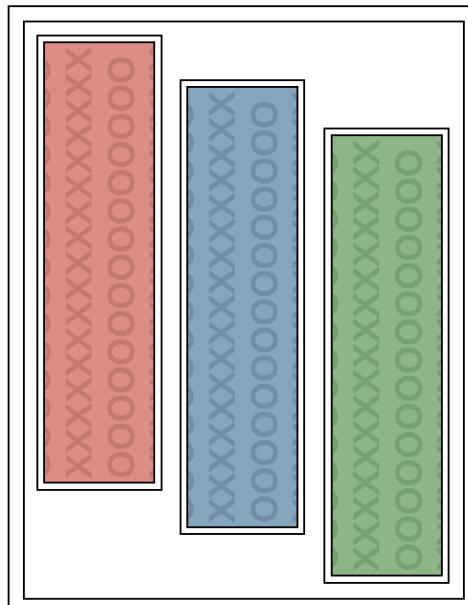
The mats for the A pieces only allow for a 1/16" to show on all sides.

3 - A pieces cut at 1" x 4"

3 mats @ 1 1/8" x 4 1/8"

large mat 4" x 5 1/4"

A2 card base (8 1/2" x 5 1/2" scored @ 4 1/4")



Triple Wonder Cards 9



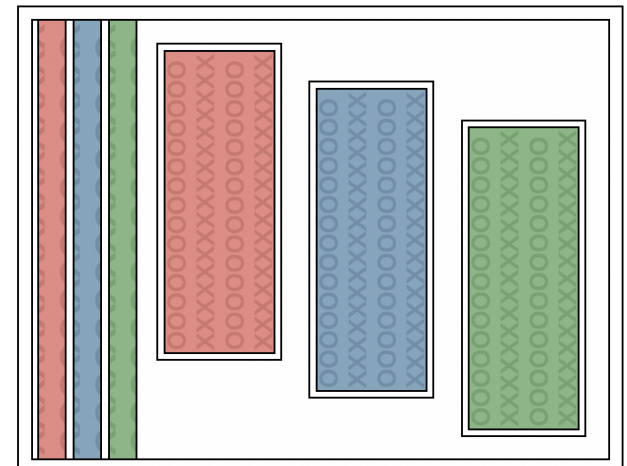
3 - B pieces cut at 1" x 2 3/4"

3 - C pieces cut at 1/4" x 4"

5 pt3 mats @ 1 1/8" x 2 7/8"

5 ptlarge mat 4" x 5 1/4"

A2 card base (8 1/2" x 5 1/2" scored @ 4 1/4")



Triple Wonder Cards 5

Product List

- [Tidings Of Christmas 6" X 6" \(15.2 X 15.2 Cm\) Designer Series Paper \[155718\] \\$11.50](#)
- [Evening Evergreen Classic Stampin' Pad \[155576\] \\$7.50](#)
- [Evening Evergreen 8 1/2" X 11" Cardstock \[155574\] \\$8.75](#)
- [Soft Succulent 8 1/2" X 11" Cardstock \[155776\] \\$8.75](#)
- [Sweet Little Stockings Bundle \(English\) \[156798\] \\$47.50](#)
- [Little Delights Photopolymer Stamp Set \[156527\] \\$16.00](#)