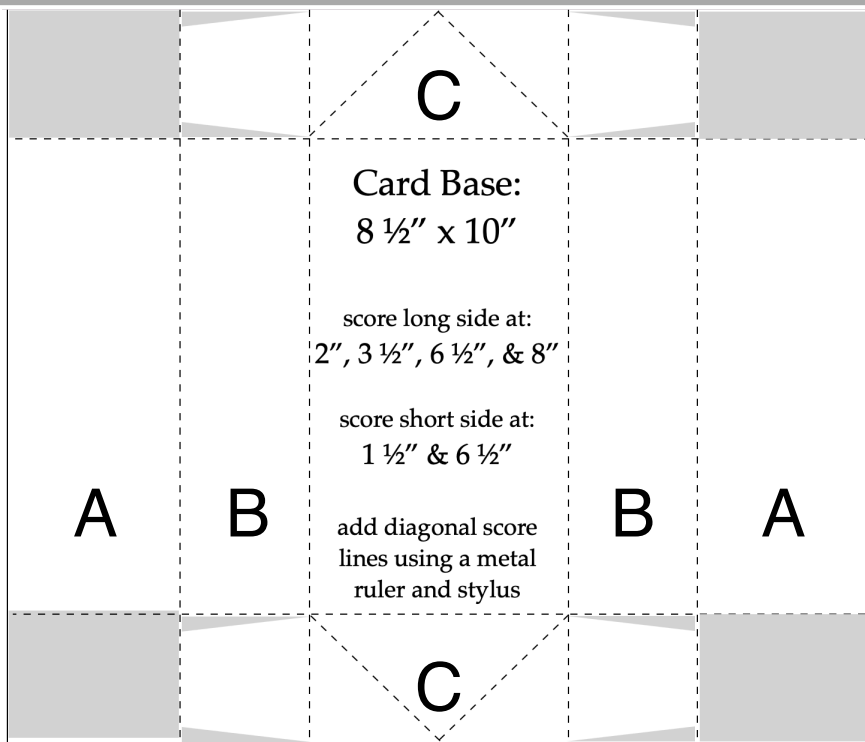


Folding Box Card 1



After scoring, cut away the parts shaded in gray to make tabs.


Follow the folding diagram on the next page for both section C's on the card base.

Once folded, glue section B to the red tabs at the top and the bottom of the card base. Glue one side at a time and then fold section A back onto section B to get it out of the way to do the other side of the card.

You can use a belly band to keep it closed or just count on the envelope to keep it closed till you give it to someone.

Folding Box Card 2

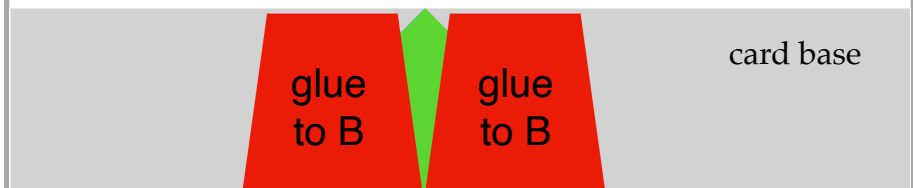
Fold the top and bottom sections towards the card base.



Fold the red tabs down away from the card base along the diagonal lines formed by the blue triangle



Fold the red tabs up on top of the green triangle. You will glue the B sections of the card base to the red tabs to form the box.



If using Tombow glue, hold card flat for a minute or so until glue dries and fully adheres the box together.

As you pull the section A's apart the box will open. In my sample I have added pop up boxes to the sides of the box to make a shadow box card.

Snowflake Box Card 1



The card will not stay closed on its own, but I chose not to use a bellyband.

Inside the card I used two pop up boxes to hover my snowflakes above the background. One side of the pop up box is glued to the side of the box.

pop up box:
½" x 3 ½" vellum
scored on long side at:
½", 1 ½", 2", & 3"



Snowflake Box Card 2

A few more measurements:

Misty Moonlight on front panels are cut at: 1 ¾" x 5 ¼"

The DSP on the inside is cut at: 2 ¾" x 5 ¼"

I embossed the Misty Moonlight using the snowflake embossing folder from the Wintry 3D set.

I used 3 dies from the So Many Snowflakes set to diecut the DSP used for the background on the inside of the card.

Product List

- [So Many Snowflakes Dies \[153560\] \\$36.00](#)
- [Wintry 3 D Embossing Folders \[155433\] \\$10.00](#)
- [Double Oval Punch \[154242\] \\$18.00](#)
- [Days To Remember Photopolymer Stamp Set \(English\) \[155026\] \\$17.00](#)
- [Night Of Navy 8-1/2" X 11" Cardstock \[100867\] \\$8.75](#)
- [Night Of Navy Classic Stampin' Pad \[147110\] \\$7.50](#)
- [Beauty Of The Earth 12" X 12" \(30.5 X 30.5 Cm\) Designer Series Paper \[155841\] \\$11.50](#)
- [Mother Of Pearl 12" X 12" \(30.5 X 30.5 Cm\) Specialty Paper \[157666\] \\$6.00](#)
- [Vellum 8-1/2" X 11" Cardstock \[101856\] \\$10.00](#)
- [Misty Moonlight 8-1/2" X 11" Cardstock \[153081\] \\$8.75](#)