

Corner Pop Up Easel Card

Step 1:

8 1/2" x 11" piece of cardstock
score at 5 1/2" on the 11" side
score at 4 1/4" on the 8 1/2" side

Step 3

Cut the bottom right corner of this remaining square.

Step 2

Cut off the 2 - 1 1/4" by 4 1/4" sections off each side of the bottom of the card marked by diagonal lines.

Score this square as shown with dotted line.

Front of Card


Bottom Mat: 4" x 5 1/4"

Middle Mat: 1 3/4" x 3 7/8"

Side Mats: 1 5/8" x 3 7/8"


Middle DSP: 1 5/8" x 3 3/4"

Side DSP: 1 1/2" x 3 3/4"



Corner Pop Up Easel Card

Inside of Card




DSP (2) 4" x 5 1/4"

Square Mat: 4" x 4"

Square DSP: 3 7/8" x 3 7/8"

NOTE: The square mat only glues to the upper right hand corner of the triangle.



Easel

3 1/4" x 6" cardstock scored on the 6" side at 3" and 4 1/2"

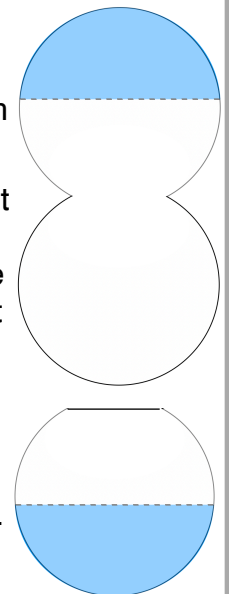
Fold in half and use a diecut being sure to extend one side of the diecut past the fold so that both sides are still attached after die-cutting.

Cut another single layer piece of cardstock using same diecut.

For my example I used the largest scalloped Diecut from the Layering Circles.

Once you have diecut the Easel you can fold the second score line that was made at the 4 1/2" mark.

Glue the extra diecut to the bottom half of the front flap of the easel marked in blue.



Corner Pop Up Easel Card

Front of Card



Inside of Card



Tulip Pop Up Easel Card

Easel inside of Card



Product List

- [Fresh Freesia 8 1/2" X 11" Cardstock \[155613\] \\$8.75](#)
- [Rich Razzleberry 8-1/2" X 11" Cardstock \[115316\] \\$8.75](#)
- [Blackberry Bliss 8-1/2" X 11" Cardstock \[133675\] \\$8.75](#)
- [Basic White 8 1/2" X 11" Cardstock \[159276\] \\$9.75](#)
- [Pear Pizzazz 8-1/2" X 11" Cardstock \[131201\] \\$8.75](#)
- [Evening Evergreen 8 1/2" X 11" Cardstock \[155574\] \\$8.75](#)
- [Pale Papaya 8 1/2" X 11" Cardstock \[155668\] \\$8.75](#)
- [Flowering Fields 12" X 12" \(30.5 X 30.5 Cm\) Designer Series Paper \[157670\] \\$11.50](#)
- [Layering Circles Dies \[151770\] \\$35.00](#)
- [Special Moments Photopolymer Stamp Set \(English\) \[158081\] \\$0.00](#)
- [Flowering Tulips Photopolymer Stamp Set \(English\) \[157672\] \\$23.00](#)
- [Tulips Dies \[157677\] \\$35.00](#)
- [Meadow Dies \[155852\] \\$38.00](#)
- [Potted Succulents Dies \[154330\] \\$39.00](#)
- [Blackberry Bliss Classic Stampin' Pad \[147092\] \\$7.50](#)