


Four Corners DSP Card



A2 Card Base
5 1/2" x 8 1/2" scored on
long side at 4 1/4"

Mat: 4" x 5 1/4"

DSP: 4 cut at
1 7/8" x 2 1/2"

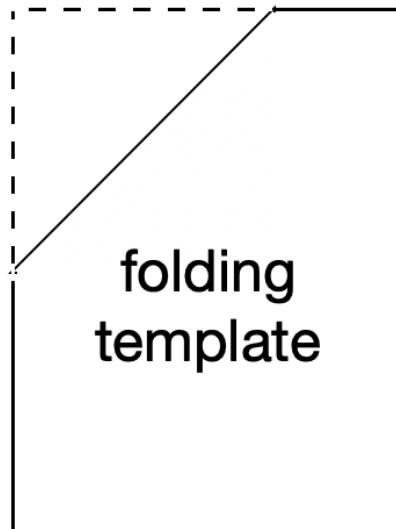
Center Cardstock:
1 3/4" x 1 3/4"

I used a mini dimensional
under each corner that is
folded back to make a
flap.


You can make a folding
template from a piece of thin
cardboard. (I use the
cardboard in the pack of DSP
with the name of the DSP on
it.)

Cut it 1 7/8" x 2 1/2"

Cut a 1 1/4" square and cut it
on the diagonal. Use one of
these triangles as a template
to cut off one corner of your
folding template.



Hey Sports Fans!



Product List

- [Hey Sports Fan 12" X 12" \(30.5 X 30.5 Cm\) Designer Series Paper \[157882\] \\$11.50](#)
- [Very Vanilla 8-1/2" X 11" Cardstock \[101650\] \\$9.75](#)
- [Soft Suede 8-1/2" X 11" Cardstock \[115318\] \\$8.75](#)
- [Mini Stampin' Dimensionals \[144108\] \\$4.00](#)
- [Early Espresso Classic Stampin' Pad \[147114\] \\$7.50](#)
- [Best Year Cling Stamp Set \(English\) \[152568\] \\$20.00](#)
- [Very Vanilla Medium Envelopes \[107300\] \\$7.50](#)