


Fancy Flora Layer Card 1



A2 Card Base (Basic White) 5 1/2" x 8 1/2" scored on the long side at 4 1/4"

Fancy Flora DSP 4 1/8" x 5 1/8"

Basic White 4 1/4" x 5 1/2" then die cut with the Two-Tone Flora Die Cut


Something Fancy Dies were used for the sentiment piece (Basic White) and mat (Evening Evergreen)

Sentiment was from the Something Fancy Stamp set

Summer Shadow dies were used to make the flowers

Bough Punch for Soft Succulent leaves - cut them apart and arrange

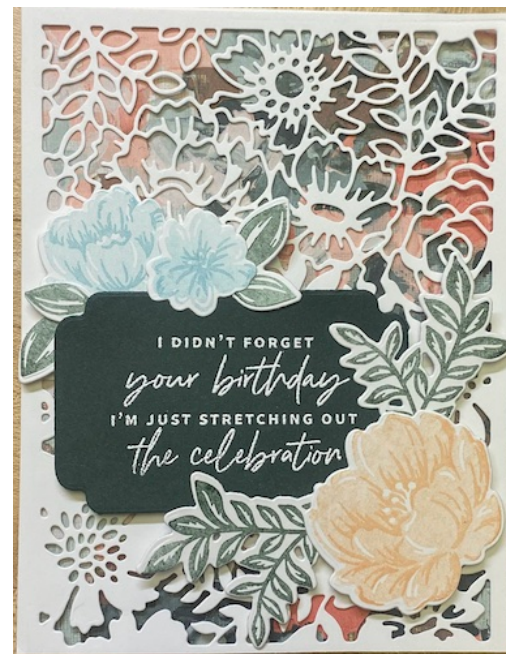
The sentiment and flowers were all attached to the card base with Stampin' Dimensionals.



Fancy Flora Layer Card 2

Product List

- [Fancy Flora 6" X 6" \(15.2 X 15.2 Cm\) Designer Series Paper \[160413\] \\$12.00](#)
- [Two Tone Flora Dies \[159181\] \\$39.00](#)
- [Summer Shadows Dies \[156618\] \\$34.00](#)
- [Something Fancy Bundle \(English\) \[160425\] \\$45.75](#)
- [Basic White 8 1/2" X 11" Cardstock \[159276\] \\$10.25](#)
- [Evening Evergreen 8 1/2" X 11" Cardstock \[155574\] \\$9.25](#)
- [Petal Pink 8-1/2" X 11" Cardstock \[146985\] \\$9.25](#)
- [Soft Succulent 8 1/2" X 11" Cardstock \[155776\] \\$9.25](#)
- [Balmy Blue 8-1/2" X 11" Cardstock \[146982\] \\$9.25](#)
- [Evening Evergreen Classic Stampin' Pad \[155576\] \\$8.00](#)
- [Stampin' Dimensionals \[104430\] \\$4.25](#)



This version is made with the Two-Tone Floral Stamps and Dies.