

Daisies on a Fence Card 1



Pecan Pie Card Base
4 1/4" X 11" scored on long
side at 2 3/8" x 7 7/8"

Section C:
Pecan Pie Mat:
2 1/4" x 4 1/8"

Section D:
Pecan Pie Slates:
1/2" x 3 1/2" (cut 4)
1/2" x 4 1/4" (cut 5)
embossed with timber 3d
folder

Section F:
Inside Lemon Lolly:
4 1/8" x 5 3/8"
DSP strip: 1/2" x 4"


Section A & E:
Lemon Lolly 3" x 4 1/8" (2)
DSP 2 7/8" x 4" (2)

Section B is empty.

Section G is empty except
for the Vertical Slates. The
vertical slates are glued on
both sides of the horizontal
slates attached at the top
of Sections C & G.



Daisies on a Fence Card 2



B To glue slates, cut a
scrap piece of cardstock
4 1/4" x 5 1/2" and lay it
behind section C lining
up the top edge with the
score line dividing
section C & D. Lay down
the horizontal slates
evenly spaced from the
bottom of section C to
the bottom of the piece
of scrap cardstock.

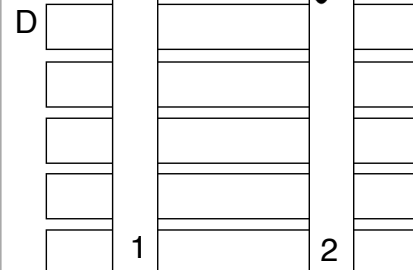




Fig 1. Front of card folded out.



F Use glue to adhere the
vertical slates 1 & 2 to
the bottom of section C
across each horizontal
slate so that they are all
secured. Then adhere
vertical slates 3 & 4 on
the back side to the
bottom of section G.
Matching them with the
vertical slates on front.

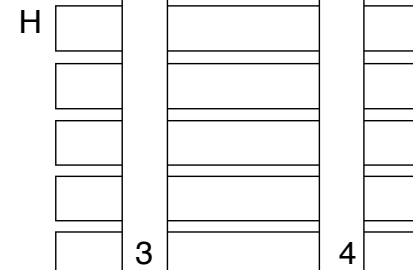
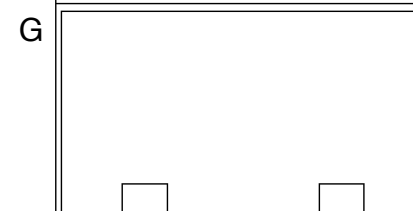
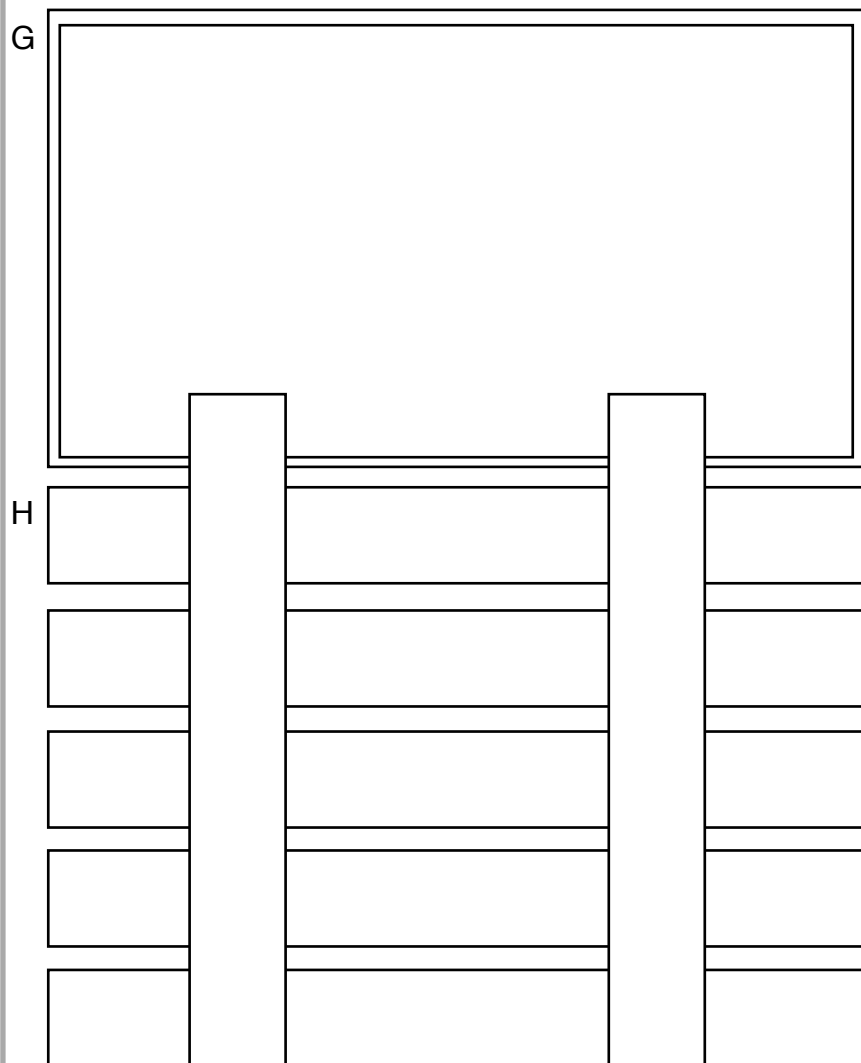


Fig 2. Inside of card folded out.

Daisies on a Fence Card 3



Use the above sketch to help lay out your fence pieces so that it completes the 4 ¼" X 5 ½" card front.
BE CAREFUL not to glue your pieces to this paper. This is only a placement guide. NOTE: Print this page using the actual size option and not the shrink to fit option in your print settings.

Daisies on a Fence Card 4

Product List

- [Pecan Pie 8 1/2" X 11" Cardstock \[161717\] \\$10.00](#)
- [Basic White 8 1/2" X 11" Cardstock \[159276\] \\$10.50](#)
- [Lemon Lolly 8 1/2" X 11" Cardstock \[161720\] \\$10.00](#)
- [Mossy Meadow 8-1/2" X 11" Cardstock \[133676\] \\$10.00](#)
- [Fresh As A Daisy 12" X 12" \(30.5 X 30.5 Cm\) Designer Series Paper \[161289\] \\$12.50](#)
- [Cheerful Daisies Photopolymer Stamp Set \(English\) \[161290\] \\$25.00](#)
- [Pecan Pie Classic Stampin' Pad \[161665\] \\$9.00](#)
- [Cheerful Daisies Dies \[161296\] \\$34.00](#)
- [Timber 3 D Embossing Folder \[156406\] \\$11.00](#)
- [Festive Pearls \[159963\] \\$7.00](#)
- [Lemon Lolly Stampin' Blends Combo Pack \[161673\] \\$10.00](#)
- [Clear Wink Of Stella Glitter Brush \[141897\] \\$8.00](#)