
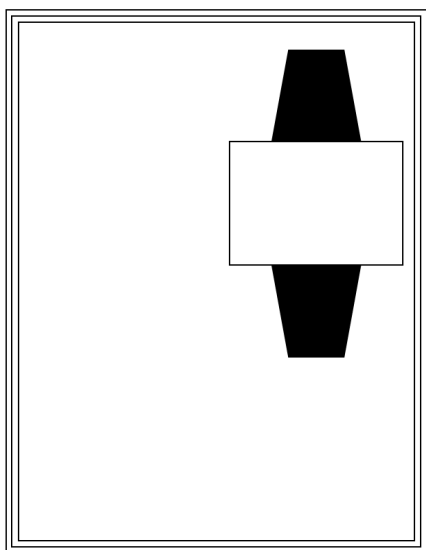


Simple Wintry Forest Card 1



A2 Card Base Smoky Slate

5 1/2" x 8 1/2"

scored on the long side at 4 1/4"

Mat 4 1/8" x 5 3/8" - Basic Gray

DSP 4" x 5 1/4" - Winter Meadow DSP

Stitched Hexagon from Nested Essentials Dies - BG









Stitched Rectangle from Autumn Leaves Dies - SS
approximately 1 1/4" X 1 3/4"

I glued the rectangle directly to the hexagon and then put Stampin' Dimensionals on the back to attach to DSP.

This is a very easy card made with DSP that has a border on the top and bottom of the page.

Check out other cards I have made with other border DSP:
<https://stampwithtlc.com/quick-designer-series-paper-cards/>

Simple Wintry Forest Card 2

 <p>Magical Meadow Cling Stamp Set (English) [162134] \$27.00</p>	 <p>Winter Meadow 12" X 12" (30.5 X 30.5 Cm) Designer Series Paper [162133] \$12.50</p>	 <p>Smoky Slate 8-1/2" X 11" Cardstock [131202] \$10.00</p>	 <p>Basic Gray 8-1/2" X 11" Cardstock [121044] \$10.00</p>
 <p>Basic Gray Classic Stampin' Pad [149165] \$9.00</p>	 <p>Autumn Leaves Dies [162185] \$38.00</p>	 <p>Nested Essentials Dies [161597] \$34.00</p>	 <p>Stampin' Dimensionals [104430] \$4.25</p>