

# Sunset Coast Dutch Door Card Tutorial

## StampWithTLC.com

by Tracie Clarke  
Independent Stampin' Up Demonstrator

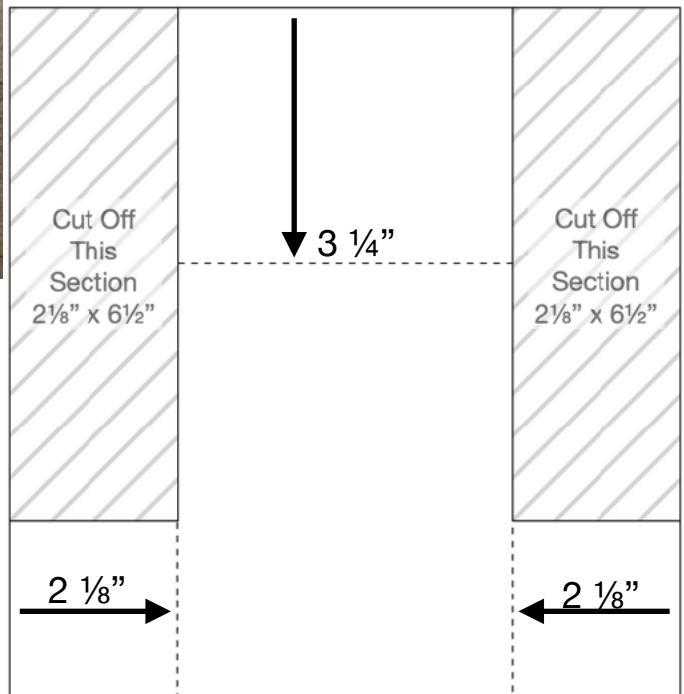


### Golden Glow Dutch Door Card base

Start with a piece that measures  
 $8\frac{1}{2}'' \times 8\frac{3}{4}''$

With the  $8\frac{1}{2}''$  side at the top of the ruler

- Line the left side at  $2\frac{1}{8}''$  and cut down to the  $6\frac{1}{2}''$  mark
- Keeping the card in the exact same spot switch to the score tool and score to the bottom of the card
- Now repeat the cutting and scoring at the  $6\frac{3}{8}''$  mark
- Now turn  $90^\circ$  and score at the  $3\frac{1}{4}''$  mark



### Other Pieces to cut:

Scenic Coast DSP

Start with a piece that measures  $4'' \times 5\frac{1}{4}''$

Cut the top off at  $3''$  to create a piece that measures  $3'' \times 4''$

Then cut the bottom piece into two pieces that measure  $1\frac{7}{8}'' \times 2''$

**Basic White Circle**  $1\frac{3}{4}''$

**Night of Navy Circle**  $1\frac{7}{8}''$

**Sunset Coast Dies:** Birds and Sunburst from Night of Navy

### Inside Piece:

Basic White:  $4'' \times 5\frac{1}{4}''$

## Inside of Card











### Assemble:

- Fold along score lines as shown in the pictures above.
- Glue mats down first.
- Glue DSP down next.
- Finally finish off with decorations.
- Be sure to only glue the sentiment piece to the top flap even though it overhangs the bottom two sections.

Note: Be sure to stamp your Basic White pieces before gluing them to the card base.

# Products Used

Product List			
			
<a href="#">Scenic Coast Suite Collection (English)</a> <a href="#">[167786]</a> \$91.25	<a href="#">Sunset Coast Bundle (English)</a> <a href="#">[167781]</a> \$55.75	<a href="#">Scenic Coast 6" X 6" (15.2 X 15.2 Cm) Specialty Designer Series Paper</a> <a href="#">[167773]</a> \$17.00	<a href="#">Sunset Coast Photopolymer Stamp Set (English)</a> <a href="#">[167775]</a> \$25.00
			
<a href="#">Sunset Coast Dies</a> <a href="#">[167780]</a> \$37.00	<a href="#">Sunset Sparkle Sequins</a> <a href="#">[167785]</a> \$8.50	<a href="#">Golden Glow 8 1/2" X 11" Cardstock</a> <a href="#">[167685]</a> \$14.00	<a href="#">Basic White 8 1/2" X 11" Cardstock</a> <a href="#">[166780]</a> \$14.00
			
<a href="#">Night Of Navy 8-1/2" X 11" Cardstock</a> <a href="#">[100867]</a> \$14.00	<a href="#">Night Of Navy 1-3/4" (4.4 Cm) Circle Punch</a> <a href="#">[119850]</a> \$25.00	<a href="#">Night Of Navy 1 7/8" (4.8 Cm) Circle Punch</a> <a href="#">[165259]</a> \$25.00	<a href="#">Night Of Navy Classic Stampin' Pad</a> <a href="#">[147110]</a> \$9.00